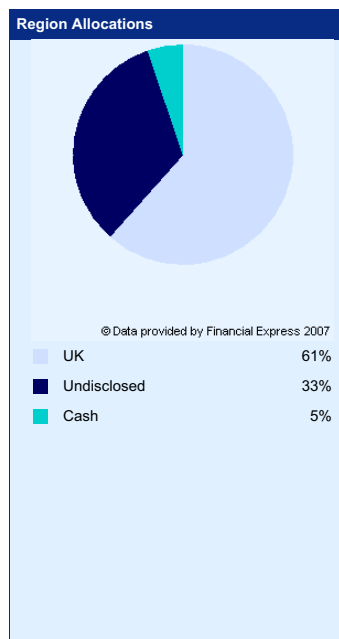
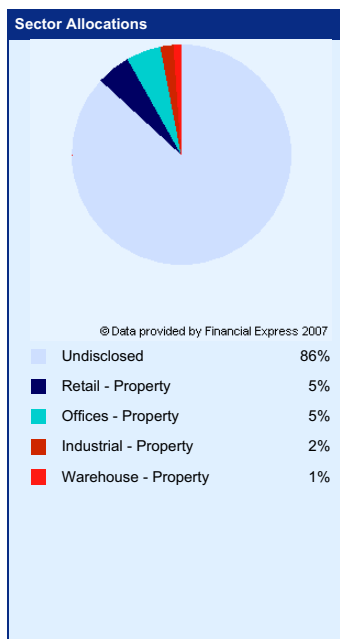
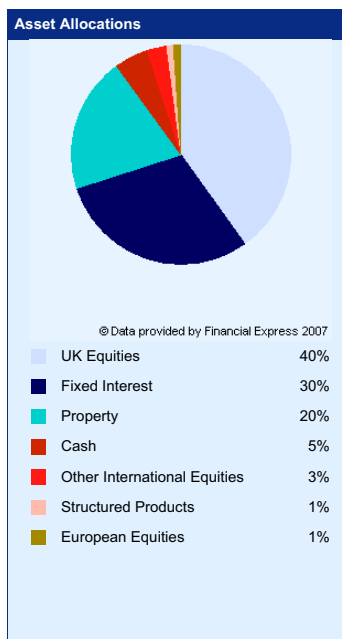


Cautious risk Sample Analytics For Information

Portfolio Composition										
Fund Manager	Name	% Portfolio	1yr Perf.	1yr Contrb.	3yrs Perf.	3yrs Contrb.	Quartile	Crown Rating		
AXA Sun Life	Deferred Dist - Aug 90	26.27	5.81	1.53	31.53	8.28	1	👑👑👑		
Fidelity Investments	MMgr Income Portfolio - Oct 03	36.13	7.50	2.71	37.97	13.72	2	👑👑👑		
Norwich Union	Property - Sep 91	3.77	14.77	0.56	57.02	2.15	3	unrated sector		
Standard Life Assurance	Distribution S1 - Aug 95	23.45	8.41	1.97	37.02	8.68	1	👑👑👑		
Standard Life Assurance	Property S1 - Feb 86	10.38	11.41	1.18	46.05	4.78	3	👑👑👑		
Total Portfolio		100.00	7.84	7.84	37.47	37.47				
Selected Benchmark	FTSE All Share - Dec 85		12.75			63.79				

Portfolio Analytics							
Fund Manager	Name	Volatility	Alpha	Beta	Sharpe	r ²	
AXA Sun Life	Deferred Dist - Aug 90	3.47	1.96	0.44	1.78	0.83	
Fidelity Investments	MMgr Income Portfolio - Oct 03	5.06	1.17	0.57	1.53	0.67	
Norwich Union	Property - Sep 91	3.38	12.94	0.18	3.77	0.14	
Standard Life Assurance	Distribution S1 - Aug 95	3.51	3.03	0.43	2.07	0.81	
Standard Life Assurance	Property S1 - Feb 86	1.96	11.68	0.09	5.06	0.12	
Total Portfolio		3.59	3.33	0.44	2.14	0.78	
Selected Benchmark	FTSE All Share - Dec 85	7.26	0.00	1.00	2.00	1.00	



Top 10 Holdings

1 JOHCM UK EQUITY INCOME	3.61%
2 ARTEMIS INCOME	3.58%
3 STAN LIFE INV UK EQUITY HIGH INCOME	3.00%
4 DIRECT PROPERTY	2.61%
5 JUPITER INCOME	2.60%
6 ARTEMIS STRATEGIC BOND	2.38%
7 AXA FRAMLINGTON EQUITY INCOME	2.38%
8 CAZENOVE STRATEGIC BOND	2.38%
9 NEW STAR STERLING BOND	2.38%
10 OLD MUTUAL CORPORATE BOND	2.38%